

PRODUCT OVERVIEW



**SOLAR
RAPTOR**



**SOLAR
STINGER**

ECONLUX

light up your dreams

Content

SolarRaptor

230V Heating Lamp

Basic Light

E27 Reptile Clamp Lamp

HID

Lightbar T5

Blended Light Radiator

Solarmeter

Sunstrip UVA

T5 UVB

SolarStinger

Extender Plate

Moonlight

NanoFlex

StingerBox

SunStrip

Universal Stand

Universal Light

Aquarium Set NanoFlex

C02

Mount

Tank Cube

Tank Square

ECONLUX

light up your dreams



SolarRaptor 230 V Heating Lamp

**Heat without light
1,4 - 50 μ M**

**Natural thermal spectrum
by medium infrared rays**

- Operating without a ballast
- Applicable to each E27 socket
- Natural heat dissipation by radiant energy

Technical Details:

Line frequency	50 Hz
Voltage (V)	240
Base	E27
Power (W)	70
Design	Par 30

Operation without ballast



The SolarRaptor HeatingLamp provides natural thermal radiation based on a filament radiant heater; the specific heat reflector ensures an ideal heat emission into the terrarium. The emitted radiation is within a near and medium infrared range comparable to the thermal spectrum of the sun. Only a conventional E 27 ceramic socket is necessary for the installation. No ballast is needed.





SolarRaptor Basic Light

**Broad daylight spectrum up to
52W power!**

**Suitable for all terrariums
Light and heat!**

- Basic lighting for terrariums
- Suitable for all E27 sockets
- Ease of use
- There are different services available
- Average life span of approx. 2,000 hours
- Glass bulb with integrated reflector
- Very good heat dissipation



© 2012 ECONLUX GmbH
Error and omissions expected.



ECONLUX

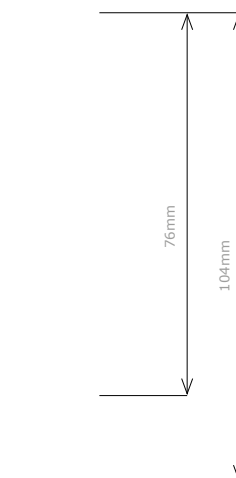
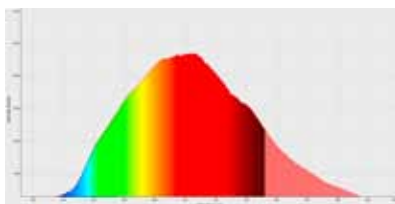

light up your dreams

SolarRaptor Basic Light

Technical Details:

Line frequency	50
Voltage [V]	240
Base	E27
Power [W]	28 / 42 / 52
Color Temperature	2800 K
CRI	>98 Ra
Design	R63/ER
Beam angle	63°
Operation without ballast	

28, 42, 52 Watt



Item No.	Product	Base	Total Power	Beam Angle	CRI	Color Temperature	Design
00010183	SolarRaptor Basic Light Halogen 28W	E27	28Watt	63°	→98	2800K	R63/ER
00010184	SolarRaptor Basic Light Halogen 42W	E27	42Watt	63°	→98	2800K	R63/ER
00010185	SolarRaptor Basic Light Halogen 52W	E27	52Watt	63°	→98	2800K	R63/ER



SolarRaptor Reptile Clamp Lamp

**For PAR 20, PAR 30 and
PAR 38 Lamps**

**E27 ring contact socket
Contact protection included**



- High quality design
- Ring contact socket for HID lamps
- Fixing clamp with non-slip rubber inserts
- Also suitable for terrariums





SolarRaptor HID-Lamp

**High UV-A & UV-B Spectrum
Up to 150W Power!**

**For reptiles and birds!
Light inspired by the sun!**

- Healthy light for healthy terrarium inhabitants
- High frequency - flicker free
- High power factor
- Quick and easy installation
- Suitable for all E27 sockets
- Schuko power cord with ground wire
- Ease of use
- Different capacities and dimensions offer optimal lighting
- Life span 2 at least 4,000 hours
- Protection class: IP20 not for wet locations.
- Aluminum body with integrated reflector for better thermal management



© 2012 ECONLUX GmbH
Error and omissions expected.



ECONLUX

light up your dreams

SolarRaptor HID-Lamp

Technische Details

Technical Details:	
Line frequency	50
Voltage [V]	240
Base	E27
Power [W]	35-150
Lumen/Watt	80lm/W
Light color	5000 K
CRI	>86 Ra
Design	Par 20 Par 30 Par 38
Beam angle	HID-Lamp 35W Spot: 24,0° HID-Lamp 35W Flood: 23,6° HID-Lamp 50W Flood: 23,6° HID-Lamp 70W Flood: 23,6° HID-Lamp 70W Spot: 36,4° HID-Lamp 150W Spot: 36,4°
Operation only with ballast	

Configuration:

The brand-new SolarRaptor HID-Lamp is an UV radiator based on the latest technologies of a high pressure metal halide lamp, which achieves the UV-B and UV-A values needed by reptiles despite its wide-area light emission. This lamp's brightness comes close to the natural range of the sun (about 70,000 lux at a distance of 30cm), and is therefore many times over the fluorescent tubes, spotlight or blended light and metal halide lamps!

Mounting of the SolarRaptor HID-Lamp:

Screw the lamp in a heat-stable E27 lamp socket with a SolarRaptor ECG. A lamp's light color should basically be as close to the natural conditions as possible which in this version is 5000 kelvin ("daylight"). The use of different color temperature was deliberately left out. 5000 kelvin is the best color temperature which comes close to the sun and the ideal light color for plants and animals to be implemented in different areas.



SolarRaptor HID-Lamp PAR30 Bauform
erhältlich in 35W, 50W und 70W



SolarRaptor HID-Lamp in PAR38 Bauform
erhältlich in 70W und 150W



SolarRaptor HID-Lamp 35W Spot
PAR20 Bauform

SolarRaptor HID-Lamp

The SolarRaptor HID-Lamp is based on the technology of a high intensity discharge with optimal UV-radiation and is the ideal product for the lighting of amphibians, reptiles and birds. Pure daylight (5000°K) rendering a true color vision of more than 86%. A balanced and essential ratio of UV radiation to maintain health, care and propagation of the vivarium inhabitants on a long term preventing deficiency symptoms of bone growth and substantially increasing the breeding success. It is essential for the illumination of the vivarium of many amphibians, reptiles and birds.

Vivarium is a livestock facility or a building for the breeding and care of living pets (usually poikilotherms) in aquariums, terrariums or paludariums.

[Vilvalrilum, noun, neuter, deriving from: vivarius = belonging to living animals, to: vivus = alive, to : vivere= to live, and vivace=lively]

The SolarRaptor HID-Lamp provides a very long operating time in conjunction with high UV stability, which grants both an economical and optimum use. Compared to other lighting solutions such as UV fluorescent lamps and UV energy-saving lamps, which significantly lose radiant flux intensity about 3 to 4 month after their first use, the SolarRaptor Lamp provides a long-term and consistent UV spectrum.

Please note that conventional glass panels are not UV transparent. For this reason, the lamp should always be placed in the vivarium to ensure adequate UV-A and UV-B radiation. Unlike to humans, reptiles and birds are perfectly able to see ultraviolet light. Keepers are often not aware of the lack of UV light, which vivarium inhabitants are exposed to. Ultraviolet light is not only necessary for vitamin D3 synthesis thus preventing rickets, but also helps many animals to look for food and detect their species/sex partner.

Technical Data:

The SolarRaptor HID-Lamp with E27-thread has to be operated with suitable ballast. The aluminum housing of the SolarRaptor HID-Lamp decreases the temperature on the burner up to approx. 200°C

– better heat management slows down the molecular change of the quartz glass, which guarantees a long-term UV stability. Linear spectrum of sunlight of 5000°K with a CRI →86 [Color Rendering Index].

Operating instructions:

The recommended usage life span of the lamp is 4,000 hours. Operation on thermal sensors is not recommended as a frequent switching on and off of the lamp would lead to a rapid aging. We recommend a minimum operating time of 8 hours; a time operating considerably below 8 hours would significantly reduce the life expectations of the SolarRaptor HID-Lamp! The UV intensity of the lamp can change with increasing life span, as it happens with all light sources of the kind. In order to guarantee your pet optimal values, we optionally offer you measuring apparatus to control the UV components at regular intervals. You can then change your lamp when necessary as it is the keeper's responsibility to change the lamps.

Important Note:

- When switching on the lamp for the first time, it has to be operated continuously at least 2 hours for the lamp to burn and stabilize, and therefore avoid subsequent damages!
- Premature switching off can destroy the lamp!
- Replacing and mounting of lamps only when turned off completely – we recommend pulling the plug before starting
- The SolarRaptor HID-Lamp must be operated with the adequate ballast only.
- The ballast should be connected only by a professional in order to avoid damage to people, animals and equipment.
- Depending on the model, there is a protective film on the back of the ballast which has to be removed before use to avoid thermal defect.
- Do never mount the lamp near flammable objects.
- Make sure to correctly fit in the easy-plug-connection to guarantee a splash water protection
- Each ballast can be operated with the appropriate lamp only. Contact your local trader.
Example: 35 HID = 35ECG
- Many of the electrical components are under high voltage when switched on.
- Make sure there is an adequate ventilation. Do never cover lamps and ballasts.
- Use heat-stable lamp sockets only.
- When operating abnormally, the lamp must be removed immediately.
- To provide a permanent, effective UV light, we recommend not using the lamp more than 12 month in continuous operation of 12 hours a day as the UV values decrease as a result of the design-related attrition.
- Even when switched off, the housing of each SolarRaptor product must be opened by authorized personnel or by the manufacturer in order to guarantee the manufacturer's warranty and liability. Statutory rights arising from the latest product liability and consumer protection law remain hereby unaffected.

Disposal:

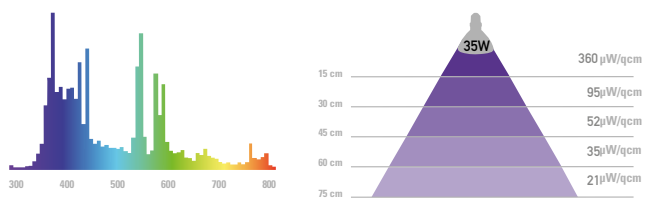
The SolarRaptor-HID Lamp is a discharging lamp (metal halide lamps). These contain small amount of mercury. Used lamps are therefore not to be disposed of in residual waste but have to be properly disposed of according to the German Electrical and Electronic Equipment Act. They are to be disposed of at local recycling centers and collection points. Lamps can be delivered there free of charge.

SolarRaptor HID-Lamp

35 Watt Spot

Average illumination at a distance of 300mm to the lamp

SolarRaptor Spot 35Watt: ~48klx

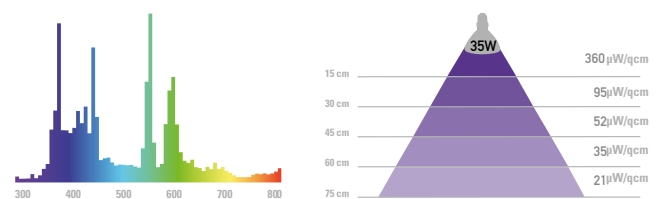


SolarRaptor HID-Lamp

35 Watt Flood

Average illumination at a distance of 500mm to the lamp

SolarRaptor Flood 35Watt: ~108klx

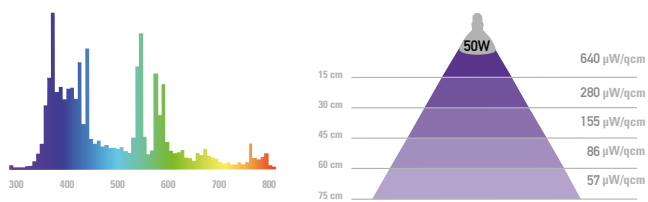



SolarRaptor HID-Lamp

50 Watt Spot

Average illumination at a distance of 400mm to the lamp

SolarRaptor Spot 50Watt: ~108klx

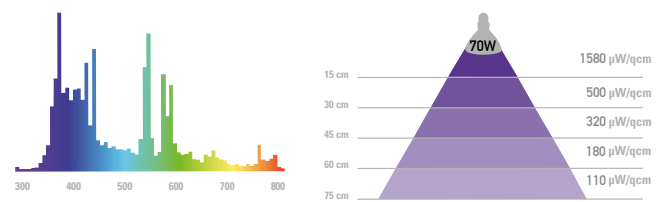



SolarRaptor HID-Lamp

70 Watt Spot

Average illumination at a distance of 600mm to the lamp

SolarRaptor Spot 70Watt: ~127klx


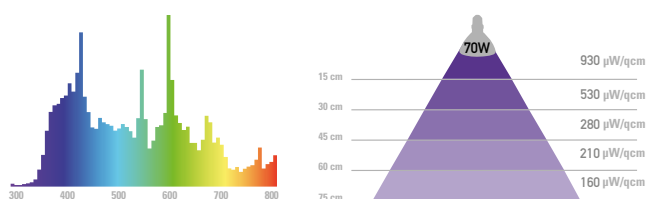


SolarRaptor HID-Lamp

70 Watt Flood

Average illumination at the distance of 600mm to the lamp

SolarRaptor Flood 70Watt: ~100klx


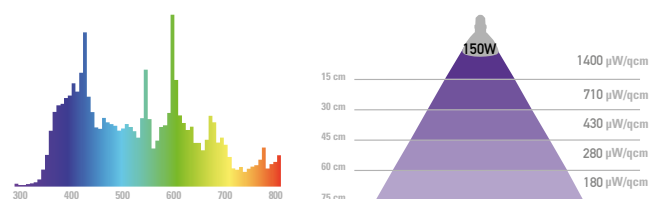


SolarRaptor HID-Lamp

150 Watt

Average illumination at the distance of 750mm to the lamp

SolarRaptor Flood 150Watt: ~160klx



SolarRaptor HID-Lamp

ECONLUX SolarRaptor® HID-Lamp:

Item No.	Product	Base	Total Power	UV ^{30cm}	rec. Distance	Beam Angle	CRI	Color temperature	Bauform
00010009	SolarRaptor® HID-Lamp 35W Spot	E27	35Watt	95 µW/cm²	30cm	24,0°	>86	5000K	PAR20
00010008	SolarRaptor® HID-Lamp 35W Flood	E27	35Watt	460 µW/cm²	50cm	23,6°	>86	5000K	PAR30
00010007	SolarRaptor® HID-Lamp 50W Flood	E27	50Watt	280 µW/cm²	40cm	23,6°	>86	5000K	PAR30
00010005	SolarRaptor® HID-Lamp 70W Flood	E27	70Watt	530 µW/cm²	60cm	36,4°	>86	5000K	PAR38
00010003	SolarRaptor® HID Lamp 70W Spot	E27	70Watt	500 µW/cm²	60cm	23,6°	>86	5000K	PAR30
00010006	SolarRaptor® HID-Lamp 150W Spot	E27	150Watt	710 µW/cm²	65cm	36,4°	>86	5200K	PAR38

ECONLUX SolarRaptor® EVG:

Item No.	Product	Protection Type	Connector	Total Power	Cable Length	AC	Test Seal
00010179	SolarRaptor® 35W EVG	IP20	IP65	39Watt	2m	240V	CE
00010180	SolarRaptor® 50W EVG	IP20	IP65	59Watt	2m	240V	CE
00010181	SolarRaptor® 70W EVG	IP20	IP65	79Watt	2m	240V	CE
00010182	SolarRaptor® 150W EVG	IP20	IP65	159Watt	2m	240V	CE

To operate a SolarRaptor HID-Lamp you need a SolarRaptor-EVG.





SolarRaptor LightBar T5

**Optimum light output
up to 54W power**

**Around 40% off at the same
brightness**

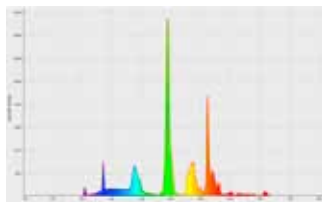
- Light bar of matt aluminum
- delivered with light bulb 6,500K (daylight)
- Connectors silicone-coated
- High frequency electronic ballast - flicker free
- High rate of return due to high quality and durable components
- Quick and easy installation due to included metal clips
- Schuko power cable with ground wire
- Silent operation
- Special high-gloss reflector with high efficiency



SolarRaptor LightBar T5

Technical Details:

Line frequency	50 Hz
Voltage [V]	230
Protection class	I
CosPhi	>0.95
Power [W]	max 54 W
Lumen/Watt	je nach Leuchtmittel
Light color	je nach Leuchtmittel
CRI	je nach Leuchtmittel
Beam angle	120°
Base	G5
Dimensions (mm)	80 x 36
Leuchtmittel	T5 (HE oder HO)
Operation temperature	50°C
Dimmable	optional
Average durability	je nach Leuchtmittel



Item No.	Product	Dimension Lightbar (mm)	Base	Lamp	Type of protection	Dimension Lamp (mm)
00010221	SolarRaptor LightBar T5 606 mm	1210 x 80 x 36	G5	54 W T5 High Output	IP64	1149 x 16
00010220	SolarRaptor LightBar T5 606 mm	1210 x 80 x 36	G5	28 W T5 High Efficiency	IP64	1149 x 16
00010219	SolarRaptor LightBar T5 910 mm	910 x 80 x 36	G5	39 W T5 High Output	IP64	849 x 16
00010218	SolarRaptor LightBar T5 910 mm	910 x 80 x 36	G5	21 W T5 High Efficiency	IP64	849 x 16
00010217	SolarRaptor LightBar T5 1210 mm	606 x 80 x 36	G5	24 W T5 High Output	IP64	549 x 16
00010216	SolarRaptor LightBar T5 1210 mm	606 x 80 x 36	G5	14 W T5 High Efficiency	IP64	549 x 16



SolarRaptor Blended Light Radiator

**High UVA & UVB spectrum
up to 160W power!**

**For all Reptiles and Birds
Ideal as a heat source!**

- Healthy light for healthy terrarium inhabitants
- Good source of heat
- High power factor
- Suitable for all E27 sockets
- User friendly
- There are different services available
- Life span1 of at least 3,000 hours
- Glass body with integrated reflector
- Steady UV levels



© 2012 ECONLUX GmbH
Error and omissions expected.



ECONLUX

light up your dreams

SolarRaptor

Blended Light Radiator

Technical Details:

Line frequency	50
Voltage [V]	240
Base	E27
Power [W]	80 – 160
Light color	5000 K
CRI	>80 Ra
Design	Par 38
Beam angle	45°
Operation without ballast	

The SolarRaptor blended light radiator is the ideal heat and UV source for healthy and vital terrarium inhabitants. The SolarRaptor blended light radiator should be combined in a terrarium with a T5 or LED lamp to secure a basic lighting of the terrarium. The SolarRaptor blended light radiator is not expensive and can be operated without ballast. When installing within the terrarium, please make sure the terrarium inhabitants do not get burnt by the lamp – a SolarRaptor lamp grid with integrated E27-ceramic socket would in this case be highly recommendable.

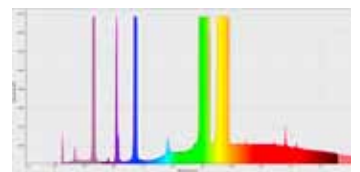
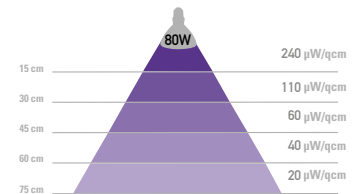
In order to provide the terrarium inhabitants with an optimum of vital UV radiations, the blended light radiator has to be changed after 12 months at the latest. The installation of the SolarRaptor blended light radiator with 100W a distance of about 50cm to the animal and of a 160W SolarRaptor blended light radiator about 60cm needs to be considered.

These recommended distances are only guidelines; the intensity of UV radiations can be re-measured with a SolarMeter 6.2 or 6.5. We suggest 150µW/cm² - 200µW/cm² UV-radiation intensity on the sunbathing spot of the animal, which is a safe average of UV-B value. This is mainly used to simulate desert and steppe climate in a terrarium. With the SolarRaptor blended light radiator 160W UV radiation is emitted in large terrariums up to the ground thus providing sufficient natural UV radiation.

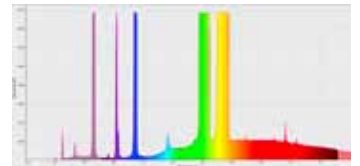
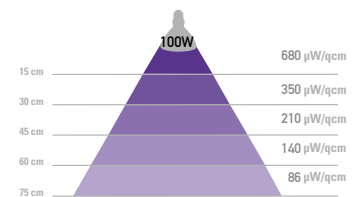
SolarRaptor Blended Light Radiator



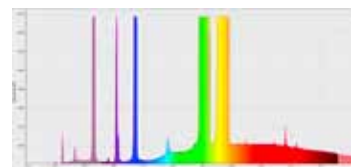
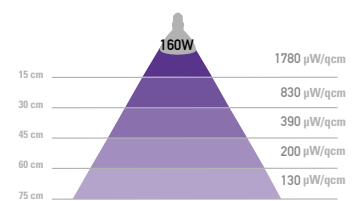
80 Watt



100 Watt



160 Watt



SolarRaptor Blended Light Radiator

Produkttable:

Item No.	Product	Base	Total Power	Connection Voltage	Beam angle	CRI	Color Temperature	Design
00010598	Econlux® SolarRaptor Blended Light Radiator 80W	E27	80Watt	220V - 230V	45°Grad	>80	5000K	PAR38
00010257	Econlux® SolarRaptor Blended Light Radiator 100W	E27	100Watt	220V - 230V	45°Grad	>80	5000K	PAR38
00010258	Econlux® SolarRaptor Blended Light Radiator 160W	E27	160Watt	220V - 230V	45°Grad	>80	5000K	PAR38



SolarRaptor SolarMeter

**Precise measurement
for all wave lengths!**

**Easy made UV measuring
adjusted wave lengths!**

- Handy design
- Available for different wave lengths
- Ideal for checking UV values
- High-quality and stable sensors
- With protective bags made of leather with belt loop
- Patented measuring system
- Ease of use
- LCD display



© 2012 ECONLUX GmbH
Error and omissions expected.



ECONLUX

light up your dreams

SolarRaptor SolarMeter

- Solarmeter 5.0 total UV - digital UV meter
- Range: 0-199 mW/cm²
- Measuring range: 285-390 nm
- Peak: 370 nm
- Accuracy: + / - 10%
- Sensor: GaAsP photodiode
- Power: 9V DC battery



Item No.: 00010193

- Solarmeter 6.2 UVB - digital UV meter
- Range: 0 - 1999 microWatt/cm²
- Measuring range: 280-320 nm
- Peak: 300 nm
- Accuracy: + / - 10%
- Sensor: SiC photodiode
- Power: 9V DC battery



Item No.: 00010190

- Solarmeter 6.5 Reptile UV-Index - digital UV meter
- Range: 0 - 15 UVI - mW/m² (÷ 25)
- Measuring range: 280-400 nm
- Peak: 300 nm
- Accuracy: + / - 10%
- Sensor: SiC photodiode
- Power: 9V DC battery



Item No.: 00010191

- Solarmeter 8.0 UVC - digital UV meter
- Range: 0 - 1999 microWatt/cm²
- Measuring range: 246-262 nm
- Peak: 254 nm
- Accuracy: + / - 10%
- Sensor: photodiode / IF
- Power: 9V DC battery



Item No.: 00010194



SolarRaptor LED SunStrip UV-A

- Stylish, slim aluminum design
- End caps made of tough ABS plastic
- PMMA (poly-methyl-metha-crylate) lens board
- Environmentally friendly by using environmentally friendly materials
- Free of mercury
- Operation with low-voltage technology
- Approx. 35,000 hours average life
- Low heat generation
- Available in lengths from 30 - 140cm
- Various mounting options available as accessory
- Protection: IP20
- UV-A peak at 368 nm
- 9/10 5000 C LEDs
- 1/10 UV-A (368 nm) LEDs
- Basic lighting for every terrarium
- Contains a natural proportion of UV-A rays which are especially important as many reptiles and birds still perceive this radiation as visible light.



SolarRaptor

LED SunStrip UV-A

Technical Details:

Line frequency	50
Voltage [V]	240
Base	E27
Power [W]	14,4W pro Meter
Lumen/Watt	91lm/W
Light color	5000 K
CRI	>80 Ra
Design	Par 38
Beam angle	45°

Operation only with ballast

Length (mm)	ø (mm)	Wattage	Replacement for	available Design	available Standard light colors	available Surfaces
1449	16	16,5	35 W T5 49 W T5	Plan (P)	3000, 4000, 5000, 6500 K, Foodlight, Color	clear (C), striped (S), frosted (F)
1149	16	13,0	28 W T5 54 W T5	Plan (P)	3000, 4000, 5000, 6500 K, Foodlight, Color	clear (C), striped (S), frosted (F)
849	16	9,5	21 W T5 39 W T5	Plan (P)	3000, 4000, 5000, 6500 K, Foodlight, Color	clear (C), striped (S), frosted (F)
549	16	6,2	14 W T5 24 W T5	Plan (P)	3000, 4000, 5000, 6500 K, Foodlight, Color	clear (C), striped (S), frosted (F)
288	16	3,0	8 W T5	Plan (P)	3000, 4000, 5000, 6500 K, Foodlight, Color	clear (C), striped (S), frosted (F)



SolarRaptor T5 UVB

**Optimum light output
up to 54W power**

**Balanced UVA and
UVB spectrum**

- Special T5 UV-B tube for reptiles
- High power factor
- Approx. 10,000 hour life durability
- UV-B tube for all standard T5 versions
- Available in 5,0 and 10,0 UV power

SOLAR RAPTOR
T5 14W UVB 5.0



ECONLUX

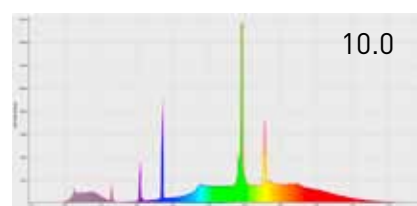
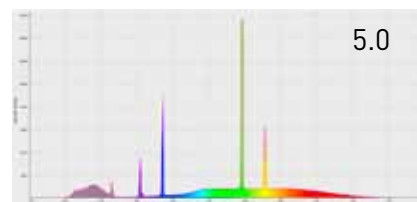
light up your dreams

SolarRaptor T5 UVB

Technical Details:

Line frequency	50
Voltage [V]	240
Power [W]	28 / 42 / 52
Light color	5900 K
CRI	>80 Ra

UV



Item No.	Product	Length (mm)	Power	Base	Luminous Power	UV-Power
00010226	SolarRaptor T5 UV tube	288	8 Watt	G5	HE	10.0
00010225	SolarRaptor T5 UV tube	288	8 Watt	G5	HE	5.0
00010228	SolarRaptor T5 UV tube	549	14 Watt	G5	HE	10.0
00010227	SolarRaptor T5 UV tube	549	14 Watt	G5	HE	5.0
00010230	SolarRaptor T5 UV tube	549	24 Watt	G5	H0	10.0
00010229	SolarRaptor T5 UV tube	549	24 Watt	G5	H0	5.0
00010232	SolarRaptor T5 UV tube	849	21 Watt	G5	HE	10.0
00010231	SolarRaptor T5 UV tube	849	21 Watt	G5	HE	5.0
00010234	SolarRaptor T5 UV tube	849	39 Watt	G5	H0	10.0
00010233	SolarRaptor T5 UV tube	849	39 Watt	G5	H0	5.0
00010236	SolarRaptor T5 UV tube	1149	28 Watt	G5	HE	10.0
00010235	SolarRaptor T5 UV tube	1149	28 Watt	G5	HE	5.0
00010238	SolarRaptor T5 UV tube	1149	54 Watt	G5	H0	10.0
00010237	SolarRaptor T5 UV tube	1149	54 Watt	G5	H0	5.0



SolarStinger Extender Plate


With the extender it is possible, to mount up to three SunStrips on a Bridge Holder.

Also suitable for the assembly of NanoFlex or Cluster High Power LED-Systems between two SunStrips.



- Compatible with SolarStinger SunStrips, NanoFlex and CLUSTER LED Systems
- Compatible with Holder Plate (separately available)

SolarStinger Moonlight



**New type of housing made
of seawater neutral special
ceramics**

**Infinitely dimmable moonlight
with magnetic holder**



Technical Data

Power supply

Voltage	220–230 V
Line frequency	50 Hz
Currency	20 mA max.
CosPhi	>0,95
Wall converter	Euro plug
Protection class	II

LED

Voltage	5V DC max.
Currency	1000 mA
Power	3W
Protection clas	III
Light color white	15.000 K
Light color blue	460 nm (blue)
Beam angle	120°

Mounting	via Magnet
Conductor cable	1,9 m
Dimmable	via Cable dimmer (included)
Housing	Special ceramic
Operation temperature	-20°C – +38°C
Average lifetime	35.000 h



SolarStinger NanoFlex



**Broad daylight spectrum
Ideal for any nano tanks**

**For fresh and salt water
Suitable for all holders
of SunStrips**

Technical Data:

Power supply

Voltage	AC 220–230 V
Line frequency	50 Hz
Protection class	II

NanoFlex

Voltage	<15V
CosPhi	>0,95
Power	12W
Protection class	III
Light color freshwater	5.400 K
Light color marine	25.000 K
Lumen freshwater	480 lm
Lumen marine	420 lm
Beam Angle	80°
Mounting	div. Holder, Flex holder incl.
Power supply type	Wall mount plug
Dimensions	120x120x3,5 mm
For glass size	3 – 12 mm
LED Type	Highpower Multi-Die LED
Operation temperature	-20°C – +40°C
Average lifetime	approx. 35.000 h





SolarStinger StingerBox

- Ideal for all aquariums
- Up to 725W Power /
ca. 35W per Panel
- 120° Beam angle /
2 Channel dimmable via 0-10V
- including suspension system



- 35W per Panel
- CosPhi >95
- Beam angle 120°
- Dimmable via 1-10V - Interface

Freshwater:

- High Power LEDs 4000 K, 6500 K, 15000 K
+ Special Plant
- 2 Channel Freshwater+Plant

Marine:

- High Power LEDs 15000 K, 620 nm, 650 nm
+ Special Coral
- 2 Channel Freshwater+Plant



SolarStinger SunStrip

**Natural Light spectrum
20W/m power**

**Suitable for all aquariums and
terrariums**

Light without heat radiation



Sea water



Fresh water



Terrarium

- Stylish, slim aluminum design
- End caps made of tough ABS plastic
- PC (polycarbonate) lens board
- No infrared or ultraviolet radiation
- Environmentally friendly by using environmentally friendly materials
- Free of mercury
- Operation with low-voltage technology
- Approx. 35,000 hours average life
- Dimmable via 1-10 V - Interface
- Low heat generation
- Available in lengths from 20 - 140cm
- Various mounting options available as accessory

SolarStinger SunStrip

Technical Details:	
Line frequency	50
Voltage SunStrip	Niedervolt
Voltage power supply	AC 230V
Protection class	I
CosPhi	>0,95
Power	20 W pro Meter
Lumen/Watt	>90lm/W
Dimmable	via 1-10V - Interface
Light color	daylight marine deepblue coral plant
Beam Angle	120°
Fixation	div. Holder
Plug Power supply	Shock-proof plug
Dimensions (mm)	200 – 1400
LED Type	3528 SMD
Operation temperature	-20°C to +40°C
Average durability	up to 35.000 Hours

Product:

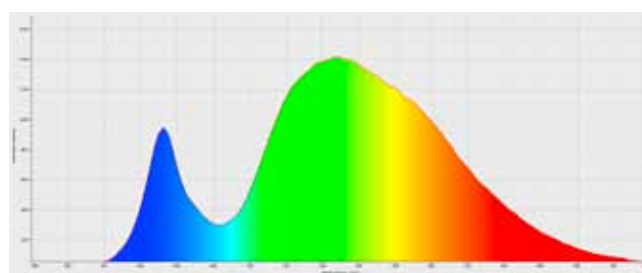
The LED SunStrip appeals with its flat design and can therefore be integrated in almost every conventional aquarium. Due to the specially designed Z-Holder, the LED SunStrip can easily be placed on the aquarium. The T8- as well as the T5-Holder enables the mounting of the LED SunStrips on conventional T8- or T5 sockets. The old fluorescent beam is used as a support only no matter whether a VVG (?), conventional or electronic ballast. Due to the various light colors, the LED SunStrip can be used for many applications. Beyond that, the combination of several LED SunStrips with different light colors enables a variety of light simulations.

The LED SunStrip is ideal for aquariums as it produces a compact and fast plant growth, and provides a near-natural light highlighting the color brilliance of the aquarium's inhabitants. Its attractive and slim design makes SunStrip universally applicable with an economical lamp.

SolarStinger SunStrip

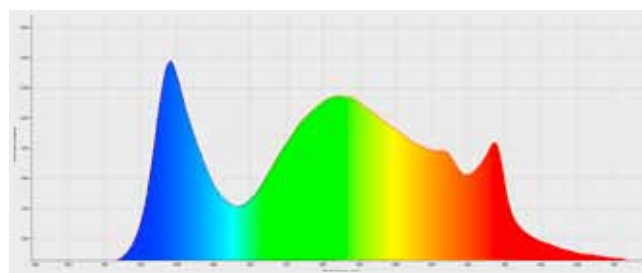
Daylight

- 6500 ° K LEDs
- Ideal for freshwater aquariums
- Optimal lighting
- Suitable as a terrarium lighting
- Very good and natural color reproduction (Color Rendering Index)



Coral Plant

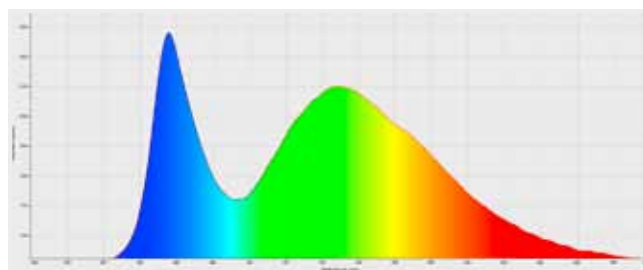
- 6/10 15,000 ° K LEDs
- 1/10 royal blue (460nm) LEDs
- 1/10 orange (610nm) LEDs
- 2/10 red (635nm) LEDs
- For freshwater and saltwater aquariums
- Extremely brilliant colors of fish, plants and invertebrates
- Ideal for plants through spectral peaks at 460nm, 615nm and 660nm
- Very good and natural color rendering CRI → 85 (Color Rendering Index)



SolarStinger SunStrip

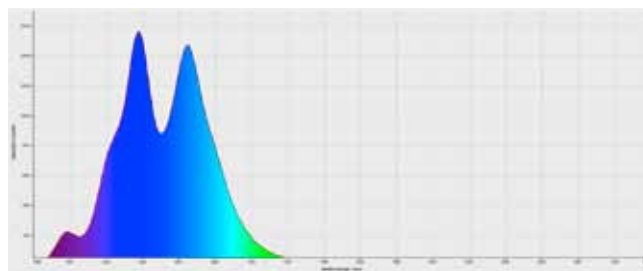
Marine

- 5/6 15000 ° K LEDs
- 1/6 royal blue (460nm) LEDs
- Ideal for all marine aquariums
- Optimal lighting
- Good fluorescence of invertebrates



Deep Blue

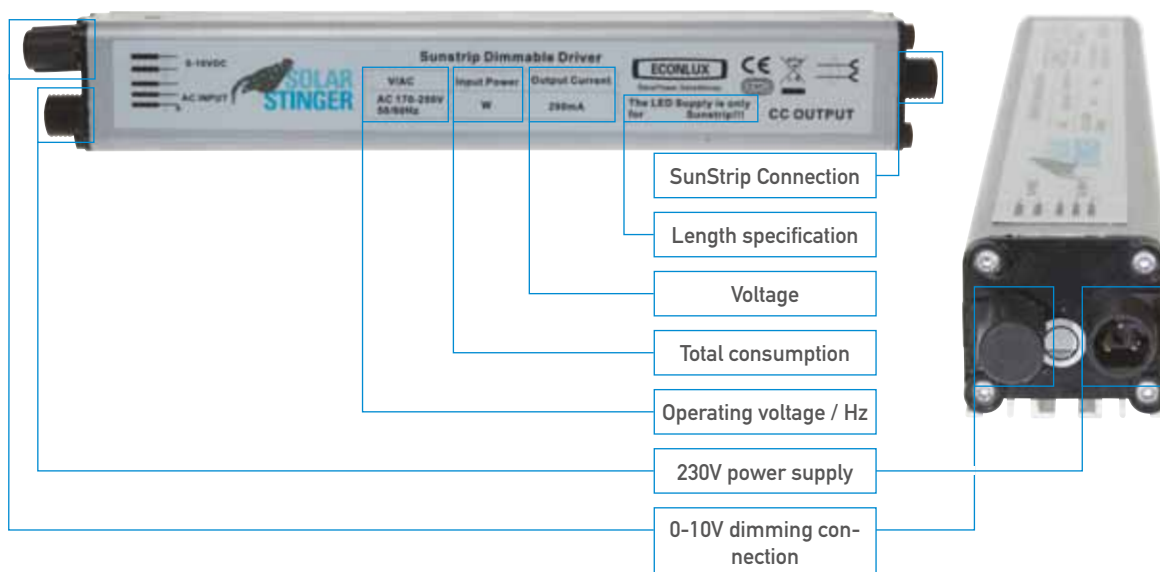
- 1/4 purple blue (400nm) LEDs
- 1/4 azure blue (420nm) LEDs
- 1/4 cyan (440nm) LEDs
- 1/4 royal blue (460nm) LEDs
- Ideal for all marine aquariums
- Can be used as moonlight
- Additional lighting for actinic higher proportion of blue
- Particularly good fluorescence of the invertebrates



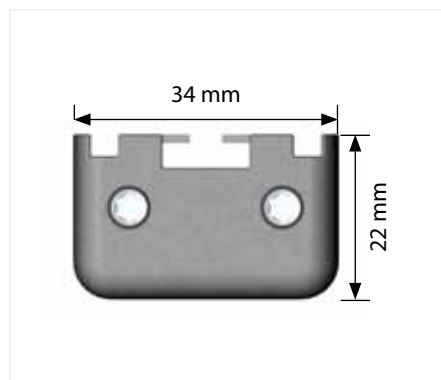
SolarStinger SunStrip - Netzteile

Stromversorgung:

- Power supply protection class: IP64
- One power supply per SunStrip length
- Safe „easy plug“ connector system
- Dimmable via 0 - 10V interface (for connection to a computer aquarium)



SolarStinger SunStrip - Dimensions



SolarStinger SunStrip - Holder

Z-Holder


The Z-Holder enables the mounting of the LED-SunStrips almost everywhere. Additionally, as it preserves a safe distance to the installation material, an ideal air circulation is granted thus preventing the overheating of the LED SunStrip.



Flat-Holder

The Flat-Holder also allows a flat mounting of the LED SunStrip.

Due to its three holes, it additionally facilitates the mounting with screws.



T5-Holder

The T5-Holder enables the refitting of the existing T5-systems with the LED-SunStrips.



T8-Holder

The T8-Holder enables the refitting of the existing T8-systems with the LED-SunStrips.



Connector Plate

With the Connector Plate two SunStrips can be connected together.



SolarStinger SunStrip - Holder

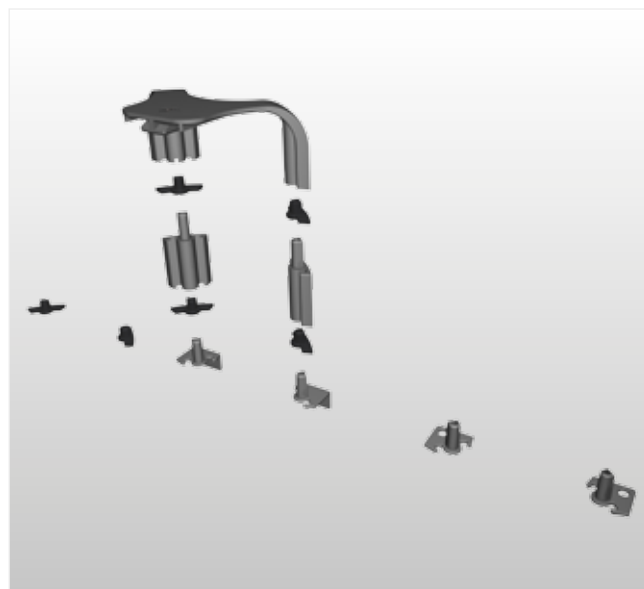
Holder-Plate

The Holder-Plate offers ideal options to fix the LED SunStrip in a space saving way.
In addition, the LED SunStrip can be suspended by means of the Holder-Plate on a steel wire.



SunStrip Stand

Placing the SunStrips on the glass hampers its optimal cooling. For this reason, we developed the SunStrip Stand.
The various legs and extension parts allow a firm footing even on the edge of an aquarium.



SolarStinger SunStrip - Holder

Strip-Holder

The Strip-Holder offers in conjunction with the Holder-Plate versatile mounting options. The Strip-Holder can be affixed on any kind of material thickness (up to 12mm) and secured with polyamide screws.


All Holders are made of ABS plastic (acrylonitrile-butadiene-styrene-copolymer). This plastic has a high impact and high surface hardness. In addition, ABS has a good oil resistance.



The power supply is in any case granted via an external low-voltage power adaptor.

SolarStinger SunStrip - Compatibility

T5-Holder



T5-Holder

The table indicates which LED SunStrips can be used in conjunction with the T5-Holder to replace various T5 fluorescent tubes.

	Standard T5 14/24W 549mm	Standard T5 21/39W 849mm	Standard T5 28/54W 1149mm	Standard T5 35/49/80W 1449mm
LED SunStrip 400mm + T5-Holder	✓			
LED SunStrip 700mm + T5-Holder		✓		
LED SunStrip 1000mm + T5-Holder			✓	
LED SunStrip 1300mm + T5-Holder				✓

T5-Tube length from different manufacturers:

	T5 24W 438mm	T5 28W 590mm	T5 35W 742mm	T5 45W 895mm	T5 54W 1049mm	T5 54W 1200mm	T5 39W 750mm	T5 54W 1050mm
LED SunStrip 300mm + T5-Holder	✓							
LED SunStrip 400mm + T5-Holder		✓						
LED SunStrip 600mm + T5-Holder			✓				✓	
LED SunStrip 700mm + T5-Holder				✓				
LED SunStrip 900mm + T5-Holder					✓			✓
LED SunStrip 1000mm + T5-Holder						✓		
LED SunStrip 1300mm + T5-Holder								

SolarStinger SunStrip - Compatibility

T8-Holder

The table indicates which LED SunStrips can be used in conjunction with the T8-Holder to replace various T8 fluorescent tubes.



T8-Holder

	Standard T8 15W 438mm	Standard T8 18W 590mm	Standard T8 25W 742mm	Standard T8 30W 895mm	Standard T8 38W 1047mm	Standard T8 36W 1200mm	Standard T8 58W 1500mm
LED SunStrip 300mm + T8-Holder	✓						
LED SunStrip 400mm + T8-Holder		✓					
LED SunStrip 600mm + T8-Holder			✓				
LED SunStrip 700mm + T8-Holder				✓			
LED SunStrip 900mm + T8-Holder					✓		
LED SunStrip 1000mm + T8-Holder						✓	
LED SunStrip 1300mm + T8-Holder							✓

Bridge-Holder

The table indicates which SunStrip length is needed for the mounting of the Bridge-Holder on your aquarium.

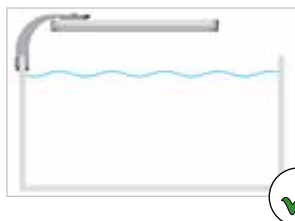


Bridge-Holder

	Standard Aquarium 50 cm	Standard Aquarium 60 cm	Standard Aquarium 80 cm	Standard Aquarium 100 cm	Standard Aquarium 120 cm	Standard Aquarium 150 cm
LED SunStrip 400mm + Bridge-Holder	✓					
LED SunStrip 500mm + Bridge-Holder		✓				
LED SunStrip 700mm + Bridge-Holder			✓			
LED SunStrip 900mm + Bridge-Holder				✓		
LED SunStrip 1100mm + Bridge-Holder					✓	
LED SunStrip 1400mm + Bridge-Holder						✓

SolarStinger


SunStrip - Mounting Instruction



Permissible mounting for LED SunStrips with the length of 20cm to 30cm.




Not permissible mounting of LED SunStrips by means of Holder-Plates or a Flat-Holders. This mounting does not ensure enough cooling of the LED SunStrips.
(Schraubmontage)




Not permissible mounting LED SunStrips with the length of 40cm needs to be fixed with a second Bridge-Holder.




Permissible mounting with a pair of Holder-Plates or Flat-Holder for LED SunStrips with the length of 40cm to 140cm.
(Schraubmontage)



Permissible mounting for LED SunStrips with the length of 40cm to 140cm.



Not permissible mounting of Connector-Plates.



Permissible mounting with a pair of Z-Holders for LED SunStrips with the length of 30cm to 140cm.



Permissible mounting with a pair of Connector-Plates; this mounting enables two LED SunStrips to be connected together.



Permissible mounting with a pair of Z-Holder for LED SunStrips with the length of 30cm to 140cm.
(Schraubmontage)



Permissible mounting with a pair of Z-Holders for LED SunStrips with the length of 30cm to 140cm.
(Schraubmontage)



SolarStinger SunStrip - Safety Instructions



In cases of damages caused by not following the operating instructions, the warranty will be void!
We do not assume any liability for resulting consequential damages. We do not assume any liability for property and/or personal injury caused by improper handling or failure to comply with the safety instructions. In such cases, any warranty claim is void.

Each device has left our plant in absolute perfect condition. In order to maintain this condition and to ensure a safe operation, the user must follow the included mounting and safety instructions. The power supplies have protection class II.

Power supply units and LED drivers do not belong in the hands of children!

For usage in industrial facilities, the accident prevention regulations of professional associations for electrical equipment and systems are to be considered.

Operate the power supplies and LED drivers only when the housing is safely closed and bolted.

If it can be assumed that safe operation is no longer possible, the unit has to be taken out of operation and secured against unintentional re-operation. It can be assumed that safe operation is no longer possible:

- when the unit has visible damages,
- when the unit no longer works
- after prolonged storage under unfavorable conditions
- after severe transport losses
- when bare cables can be seen

Connect the LED SunStrip only when it has reached room temperature. At a lower temperature, moisture may condense on the equipment and destroy it under adverse circumstances. When connecting the various cables to the LED SunStrips, make sure that the plug connections are correctly polarized. Pay attention to the flat side of the plug.

Before connecting the main socket, check the compatibility of the power supply /LED driver for the LED SunStrip. Prior to putting into operation, it has to be made sure that the LED SunStriper has safely been installed and secured against shifting as well as falling. Only a horizontal downwards mounting (down light beam) of the LED shelf lighting is permissible to ensure an adequate thermal management – the maximum tilt angle is determined by the holder.

The protective film, which protects the PMMA cover against transport losses, has to be removed after successful mounting. The units have to be protected against moisture. The LED SunStrip itself belongs to the protection class IP64 and is splash water protected. Storage is permitted in enclosed spaces only.

The operating temperature of the LED shelf lighting should not fall below -10°C and -35°C and exceed +35°C).

Do not cover the cooling fins of the LED SunStrips and ensure an adequate heat dissipation of the cooling element.



- No changes are to be made to lights, plugs, sockets, connecting cables or other accessories.
- Only original accessories made by ECONLUX® GmbH are to be used for mounting.
- Unplug all electronic components from the mains before performing maintenance in the pool.
- Do not connect the unit to the mains when parts of it are wet.

SolarStinger Universal Stand




Safe placement of the Sun-Strips on the disc or on the edge of the pool.

Better cooling of the Sun-Strips because of the distance to the glass pane.



- compatible to all SolarStinger SunStrips, NanoFlex and CLUSTER LED Products





SolarStinger UniversalLight

Universal Housing for High Power LEDs

- The Universal LED can be equipped with different LEDs and lights colors - all tailored to your project
- Select color and power of your beam angle out of numerous combinations
- The Heat Management for LEDs is designed with up to 100 W

Technical Details:

Line frequency	50
Voltage UniversalLight	Niedervolt
Voltage power supply	AC 230V
Protection class	I
CosPhi	>0,95
Power	bis zu 80W
Lumen/Watt	>90lm/W
Dimmable	via 1-10V - Interface
Light color	daylight marine
Fixation	lowered
Plug Power supply	Shock-proof plug
LED Type	Multicolor HighPower LED
Operation temperature	-20°C to +40°C
Average durability	up to 35.000 Hours





SolarStinger Aquarium set NanoFlex

Nano tank with NanoFlex

Various Sizes (Cube/Square)

Euro plug

Silicon tube

Acryl filter

without Decoration





SolarStinger CO²

**Brushed stainless steel CO²
outlet with sintered, ex-
changeable glass pane**

**Elegant to append to the
side pane**



SolarStinger Mount



Brushed stainless steel Lamp holder for Aquariums, customizable even to special dimensions

Available as wall- or floor unit assembly or as attachment for aquariums up to 860 mm



Easy assembled:





SolarStinger Tank Cube / 4-Set

Clear glass aquariums with
polished edges as pool
aquariums with stainless steel
clamps and cover glass

220 x 225 mm



250 x 255 mm



300 x 315 mm



350 x 365 mm





SolarStinger Tank Square / 4-Set

Clear glass aquariums with
polished edges as pool
aquariums with stainless steel
clamps and cover glass

215 x 310 x 265 mm



245 x 360 x 280 mm



280 x 440 x 300 mm



300 x 600 x 380 mm

